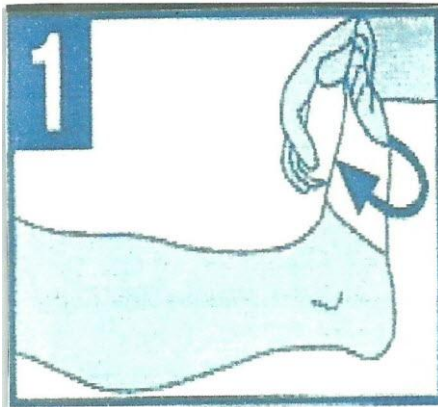
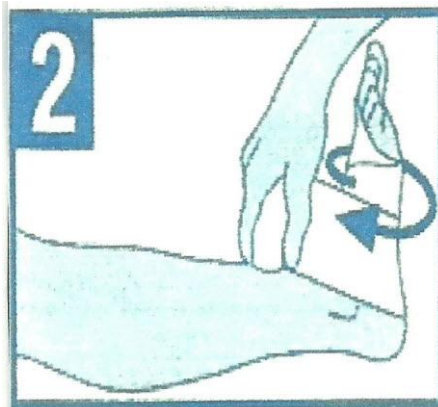


HOW TO APPLY COMPRILAN COMPRESSION BANDAGES

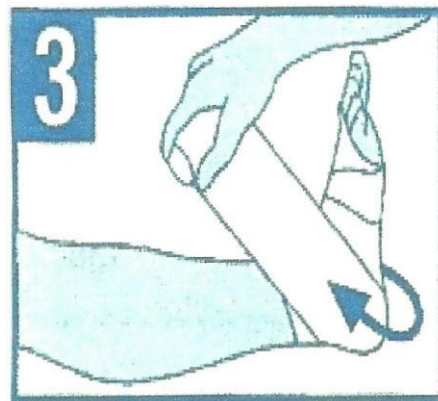


ASSESS THE PATIENT'S LIMB FOR BONY PROMINENCES AND PROTECT WITH VELBAND / SOFTBAN.

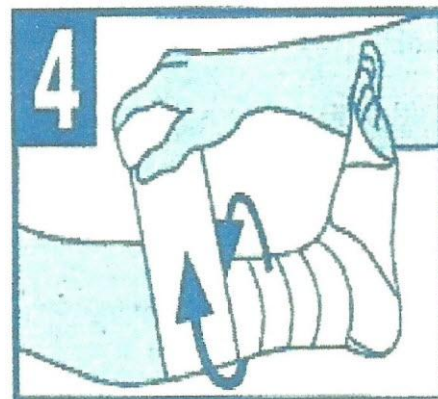
PLACE FOOT AT RIGHT ANGLES TO THE LEG. START AT THE BASE OF THE TOES AND APPLY WITH 50% STRETCH.



CONTINUE SPIRAL OVER THE FOOT,



LOCK AROUND THE ANKLE;
ENSURING THAT THE HEEL IS FULLY ENCLOSED.



PROCEED UP THE LEG IN A SPIRAL;
ENSURE THE BANDAGE HAS A 50% OVERLAP
FINISHING JUST BELOW THE KNEE.

SECURE FIRMLY WITH LEUKOPLAST OR
FIXUMOL.

REAPPLY DAILY, UNLESS OTHERWISE
DIRECTED.

